



22nd August 2013

PRESS CONFERENCE

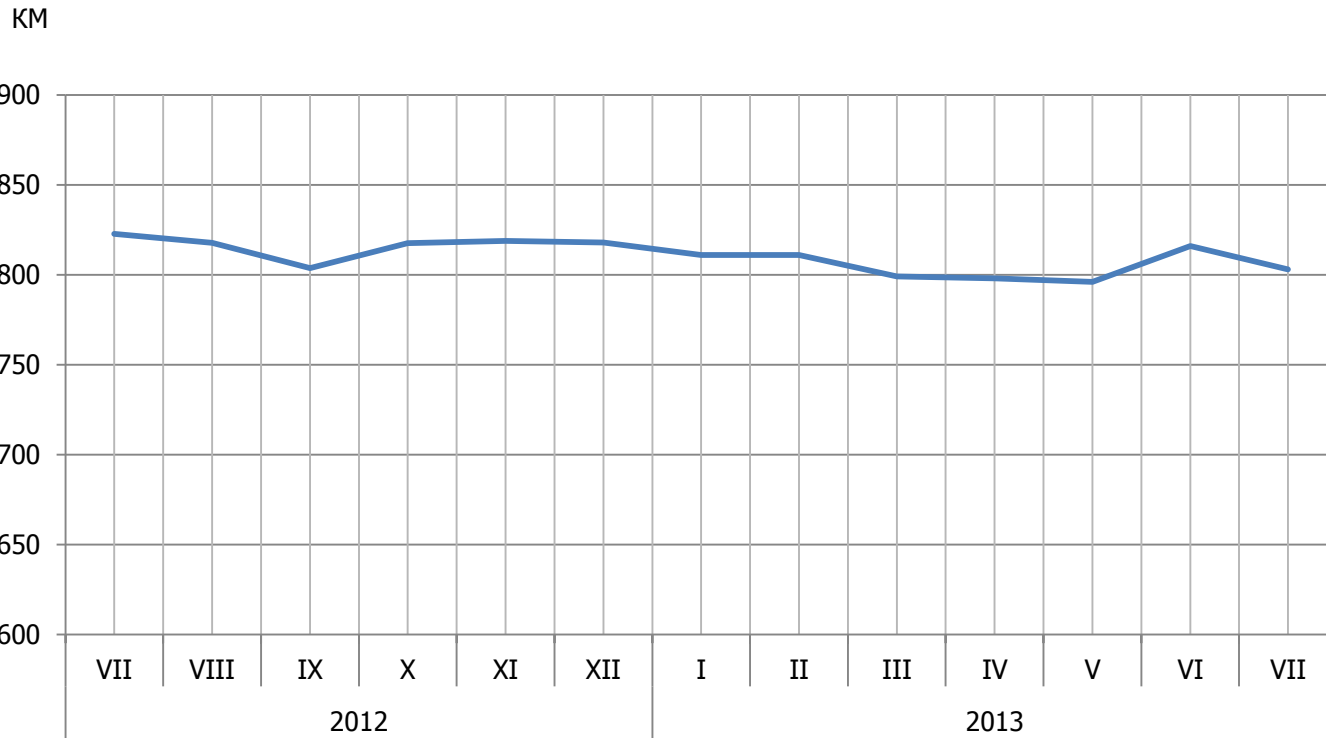
Radmila Čičković, PhD

Republika Srpska Institute of Statistics, Director

JULY 2013

- Average monthly net wage **803 KM**
- Average monthly gross wage **1,323 KM**





Graph1. Average net wages of employed persons by month



JULY 2013

- Monthly inflation **-0.9%**
- Annual inflation (July 2013/July 2012) **0.6%**



JULY 2013

increase in prices

- Division *Other goods and services* **0.3%**
- Division *Recreation and culture* **0.2%**
- Division *Alcoholic beverages and tobacco* **0.1%**

decrease in prices

- Division *Clothing and footwear* **2.9%**
- Division *Food and non-alcoholic beverages* **2.3%**
- Division *Health Care* **0.1%**



JULY 2013

Producer Prices of Industrial Products on domestic market:

- July 2013/June 2013 **0.1%** lower
- July 2013/July 2012 **0.3%** higher



JULY 2013

Producer Prices of Industrial Products on non-domestic market:

- July 2013/June 2013 **0.3%** higher
- July 2013/July 2012 **0.3%** lower



Industrial Production Index:

- Increase in working-day adjusted industrial production **20.9%**
- Increase in seasonally adjusted industrial production **5.8%**



Number of employees in industry:

July 2013/June 2013

- Number of employees in industry **0.7%** higher

January-July 2013/January-July 2012

- Number of employees in industry **0.4%** lower



JANUARY – DECEMBER 2012 (final data)

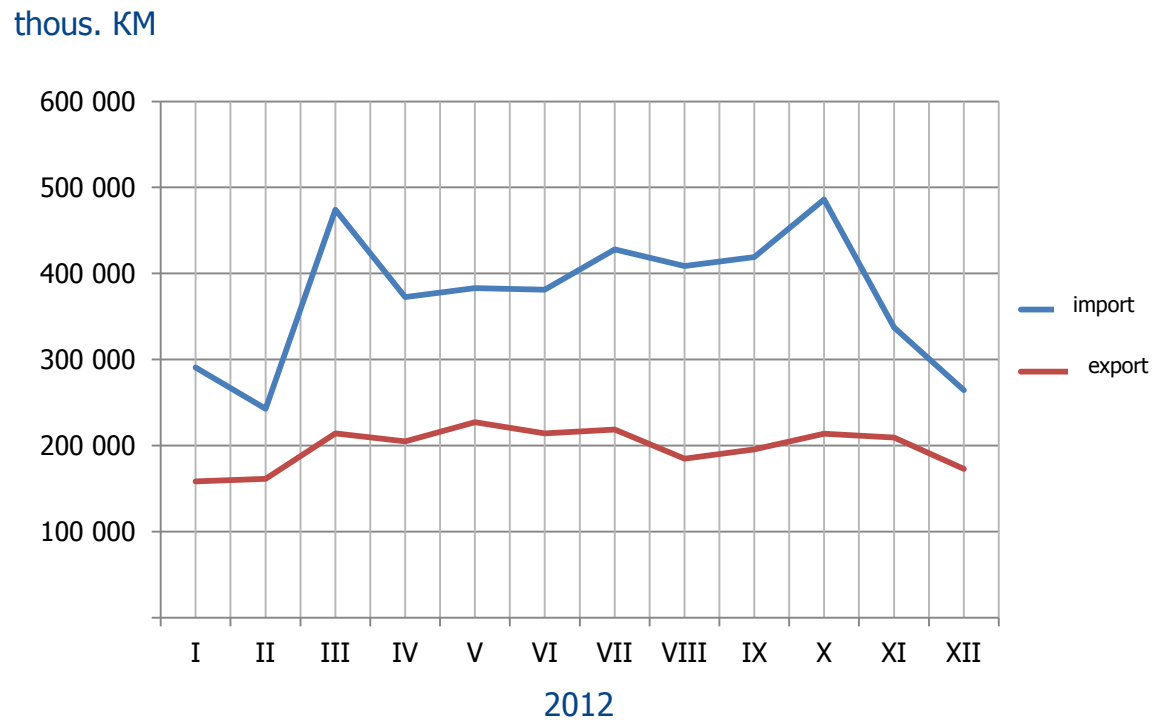
Scope of external trade of Republika Srpska **6.9 billion KM**

EXPORT 2 billion and 375 million KM

IMPORT 4 billion and 488 million KM

- Coverage of import with export **52.9%**





Graph 2. Export and import by month

JANUARY – DECEMBER 2012

EXPORT:

- Italy 16.0% or 381 million KM
- Serbia 15.6% or 371 million KM
- Croatia 13.5% or 320 million KM

IMPORT:

- Russia 26.0% or 1 billion and 165 million KM
- Serbia 17.2% or 770 million KM
- Italy 9.2% or 412 million KM



JANUARY – JULY 2013

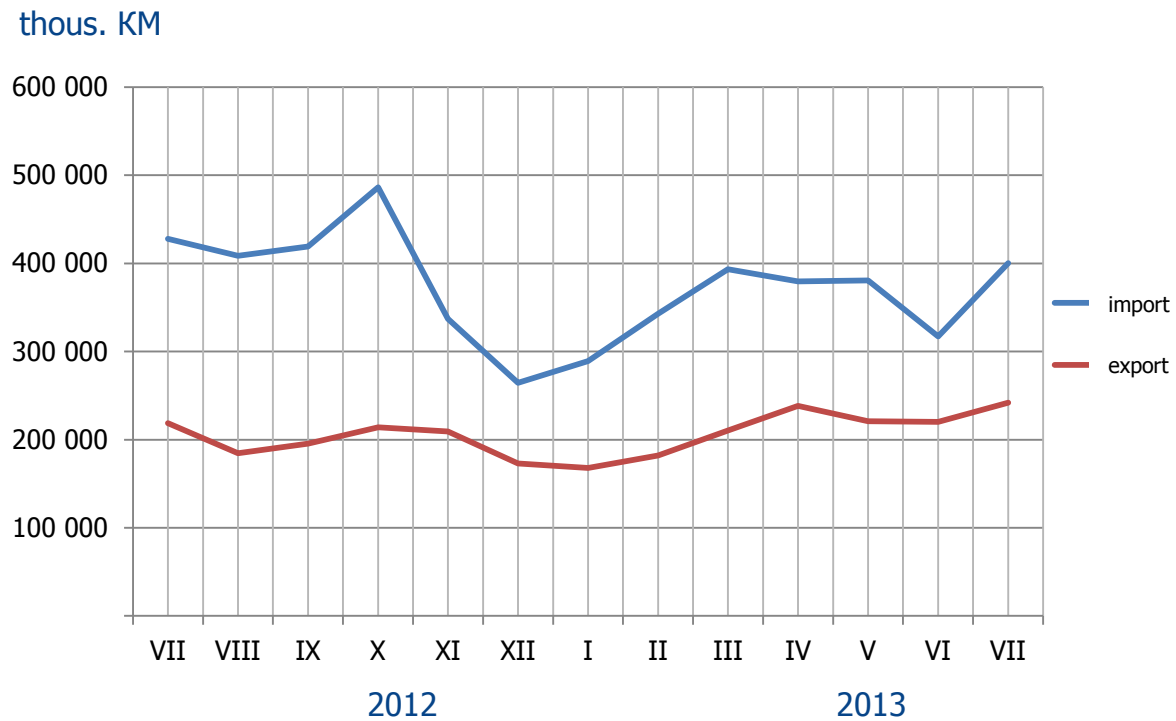
Scope of external trade of Republika Srpska **4 billion KM**

EXPORT **1 billion and 482 million KM**

IMPORT **2 billion and 504 million KM**

- Coverage of import with export **59.2%**





Graph 3. Export and import by month

JANUARY – JULY 2013

EXPORT:

- Italy 16.0% or 237 million KM
- Serbia 14.6% or 216 million KM
- Croatia 13.1% or 194 million KM

IMPORT:

- Russia 25.7% or 644 million KM
- Serbia 16.7% or 419 million KM
- Italy 10.5% or 262 million KM





22nd August 2013

PRESS CONFERENCE